



"Guess  
what I saw in  
August?"  
Sorting  
Activities  
for  
vowel Digraphs  
au /aw



Dear Educator,

Thank you for your download! This is a collection of activities to use for the spelling generalization the vowel digraphs au and aw.

Word sorting is a brain-based activity that will really get your students looking more critically at words and their patterns. ONE SORT IS NOT ENOUGH. Children need multiple exposures to sorting in a variety of ways. There should be no writing involved in the first sort. Just looking at the words, discovering patterns and determining categories is enough for the first lesson. Subsequent lessons can involve sorting, speed sorting, and blind sorting.

Use the word cards for sorting and for playing concentration. I've also added a making words template to practice building 3, 4, and 5 letter words with au or aw.

Please be sure to check my [Teachers Pay Teachers Store](#) for more word study activities. Thank you!

-Emily Gibbons, [The Reading Tutor/OG](#)

<b>pg. #</b>	<b>Activity</b>
4	Vowel Digraph Mini-Poster
5	Student Directions
6	Word Cards for Sorting and Concentration
7	Sorting Recording Sheet
8	Sorting Answer Key
9	Making Words
10	Credits

# Vowel Digraphs

## au or aw

au

Use au


at the beginning  
or middle  
of a word or  
syllable.

aw

Use aw

In the middle of  
a word or at  
the end of a  
1 syllable word.

"Guess what I saw in August?"





# Directions for Concentration

## Materials: one set of cards

1. Shuffle the cards well. Place them face down in an array (A 4x6 or a 6x4 array will work well.)
2. Take turns flipping cards over to make matches.

## THIS IS HOW YOU CAN MAKE A MATCH:

- Find 2 cards that have the same vowel digraph.



# Cards for cutting, sorting and playing Concentration



**August**



**haunt**



**fault**



**cause**



**pause**



**because**



**author**



**caught**



**sauce**



**taught**



**vault**



**caution**



**saw**



**jaw**



**fawn**



**yawn**



**claw**



**draw**



**straw**



**crawl**



**shawl**



**flaw**



**hawk**



**thaw**

Name: \_\_\_\_\_

Date: \_\_\_\_\_

Sort and write the word cards into the correct categories.

<b>au</b> <b>August</b>	<b>aw</b> <b>saw</b>

Name: ANSWER KEY

Date: \_\_\_\_\_

Sort and write the word cards into the correct categories.

<b>au</b> <b>August</b>	<b>aw</b> <b>saw</b>
August	saw
haunt	jaw
fault	fawn
cause	yawn
pause	claw
because	draw
author	straw
caught	crawl
sauce	shawl
taught	flaw
vault	hawk
caution	thaw



Name: \_\_\_\_\_

Making Words

Date: \_\_\_\_\_

Cut out the strip of letters at the bottom. Make words and write them in the chart.

3 letter words	4 letter words	5 letter words

c	b	a	p	n	y	e	s	h	t	m	u	j	r	w
---	---	---	---	---	---	---	---	---	---	---	---	---	---	---

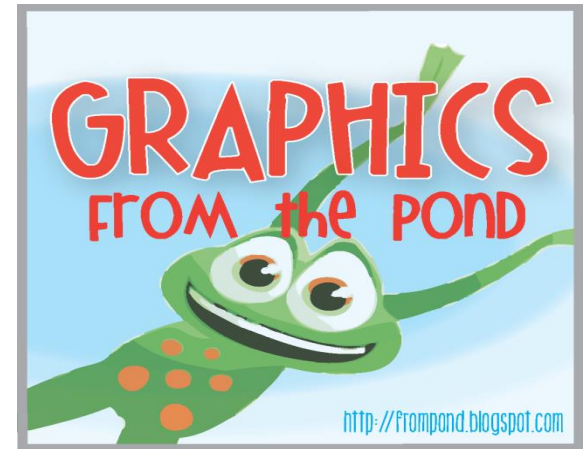
Credits:

Font: Jen Jones, [Hello Literacy](#)

Red frames, [Lovin' Lit](#)

Cover background: [Sonya DeHart Designs](#)

Google Eyes Kids: Graphics From The Pond



**This product was purchased for a single-user only, and is not for redistribution or resale in any form. Contact me, the seller, for license and additional permission to share this product. Thank you!**

**Emily Gibbons, © 2014**

**<http://www.teacherspayteachers.com/Store/Emily-Gibbons>**

**\* Be sure to check out my other word sorts in my store! 😊**